


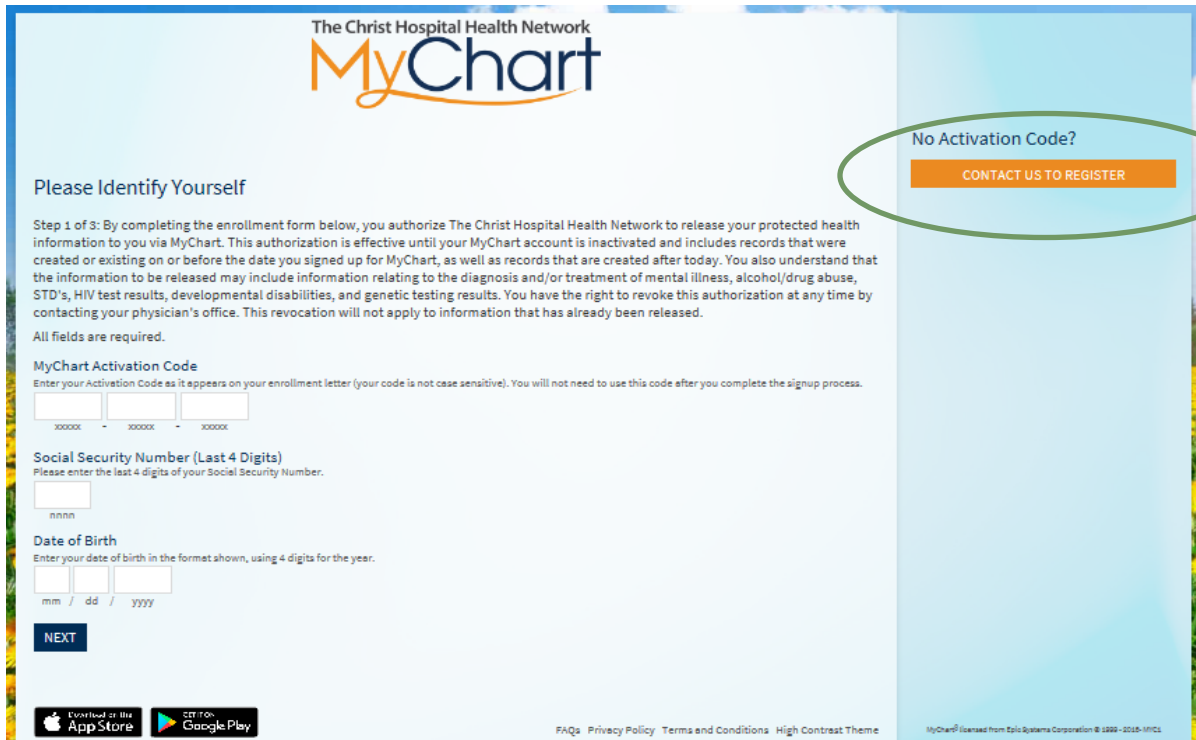
Request a MyChart Activation Code and Create a MyChart Account

Request a MyChart activation code from MyTch and Create a MyChart Account

Try It Out

1. From MyTCH click on the MyChart link.
2. Click on Sign up now and Contact us to register.
3. This brings you to our request an activation code page. You must fill in the required fields but the more the better. When submitted we match on the name, date of birth, address and email address on file. This will instantly send you an activation code to the email address on file in your medical chart.





The Christ Hospital Health Network
MyChart

Please Identify Yourself

Step 1 of 3: By completing the enrollment form below, you authorize The Christ Hospital Health Network to release your protected health information to you via MyChart. This authorization is effective until your MyChart account is inactivated and includes records that were created or existing on or before the date you signed up for MyChart, as well as records that are created after today. You also understand that the information to be released may include information relating to the diagnosis and/or treatment of mental illness, alcohol/drug abuse, STD's, HIV test results, developmental disabilities, and genetic testing results. You have the right to revoke this authorization at any time by contacting your physician's office. This revocation will not apply to information that has already been released.

All fields are required.

MyChart Activation Code
Enter your Activation Code as it appears on your enrollment letter (your code is not case sensitive). You will not need to use this code after you complete the signup process.

xxxxxx - xxxxxx - xxxxxx



Social Security Number (Last 4 Digits)
Please enter the last 4 digits of your Social Security Number.

nnnn

Date of Birth
Enter your date of birth in the format shown, using 4 digits for the year.

mm / dd / yyyy

NEXT

[FAQs](#) [Privacy Policy](#) [Terms and Conditions](#) [High Contrast Theme](#)


MyChart® licensed from Epic Systems Corporation © 2009 - 2018-11/11

No Activation Code?
CONTACT US TO REGISTER

The Christ Hospital Health Network
MyChart


Request an Activation Code

We need some information from you in order to grant you a MyChart account. Once submitted, it could take up a week for processing and verification. Once approved, you will receive an email or a letter with your activation code and instructions on how to activate your MyChart account. If you have any questions, please contact your clinic.


 Indicates a required field

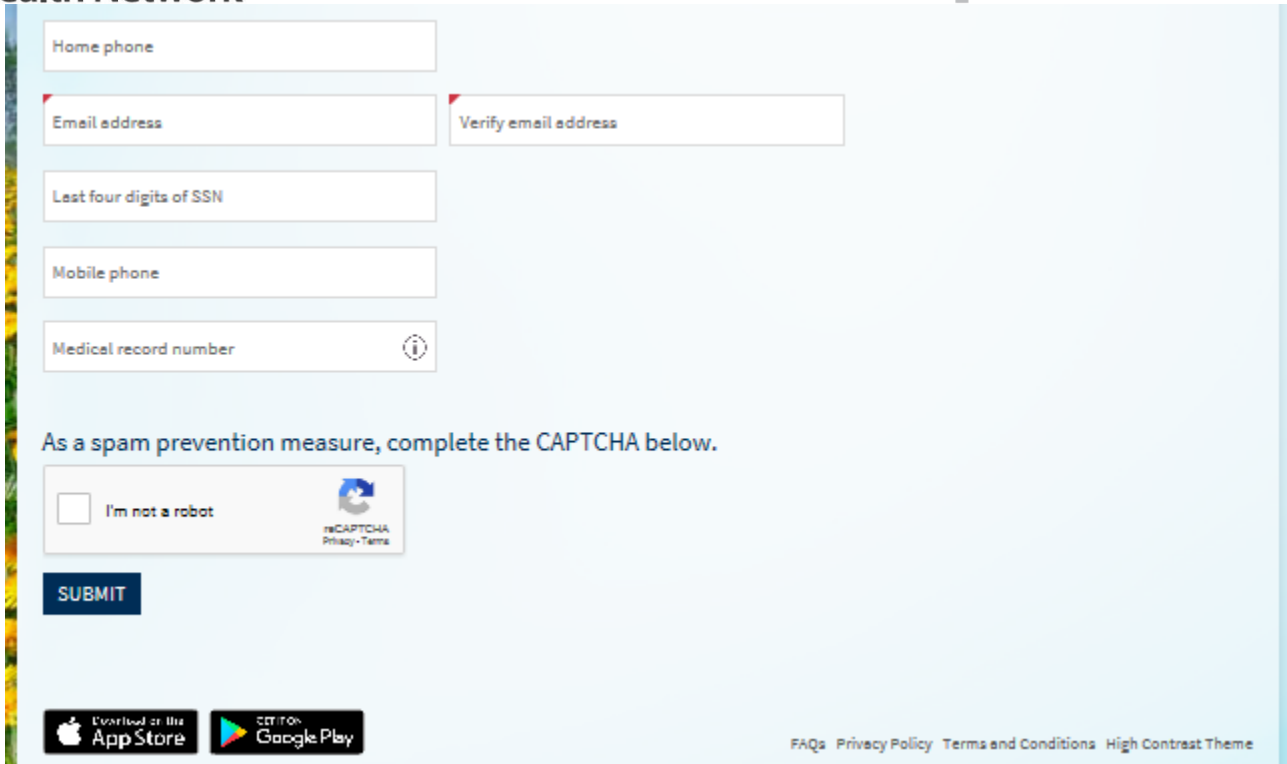
Name

Address

 Address information is required.

Other Information

 Gender



The screenshot shows a registration form with the following fields:

- Home phone
- Email address
- Verify email address
- Last four digits of SSN
- Mobile phone
- Medical record number (with an information icon)

Below the fields, there is a CAPTCHA section with the text: "As a spam prevention measure, complete the CAPTCHA below." It includes a checkbox labeled "I'm not a robot" and a reCAPTCHA logo with "Privacy-Terms" link.

A blue "SUBMIT" button is located below the CAPTCHA.

At the bottom left, there are logos for "Download on the App Store" and "GET IT ON Google Play".

At the bottom right, there are links for "FAQs", "Privacy Policy", "Terms and Conditions", and "High Contrast Theme".

4. After you have received your activation code click on sign up now and enter it here along with last 4 of SSN and date of birth

This will walk you through creating a username and password for your MyChart account.



Please Identify Yourself

Step 1 of 3: By completing the enrollment form below, you authorize The Christ Hospital Health Network to release your protected health information to you via MyChart. This authorization is effective until your MyChart account is inactivated and includes records that were created or existing on or before the date you signed up for MyChart, as well as records that are created after today. You also understand that the information to be released may include information relating to the diagnosis and/or treatment of mental illness, alcohol/drug abuse, STD's, HIV test results, developmental disabilities, and genetic testing results. You have the right to revoke this authorization at any time by contacting your physician's office. This revocation will not apply to information that has already been released.

All fields are required.

MyChart Activation Code

Enter your Activation Code as it appears on your enrollment letter (your code is not case sensitive). You will not need to use this code after you complete the signup process.

<input type="text"/>	-	<input type="text"/>	-	<input type="text"/>
x0000x		x0000x		x0000x

Social Security Number (Last 4 Digits)

Please enter the last 4 digits of your Social Security Number.

<input type="text"/>
nnnn

Date of Birth

Enter your date of birth in the format shown, using 4 digits for the year.

<input type="text"/>	/	<input type="text"/>	/	<input type="text"/>	<input type="text"/>
mm		dd		yyyy	

NEXT